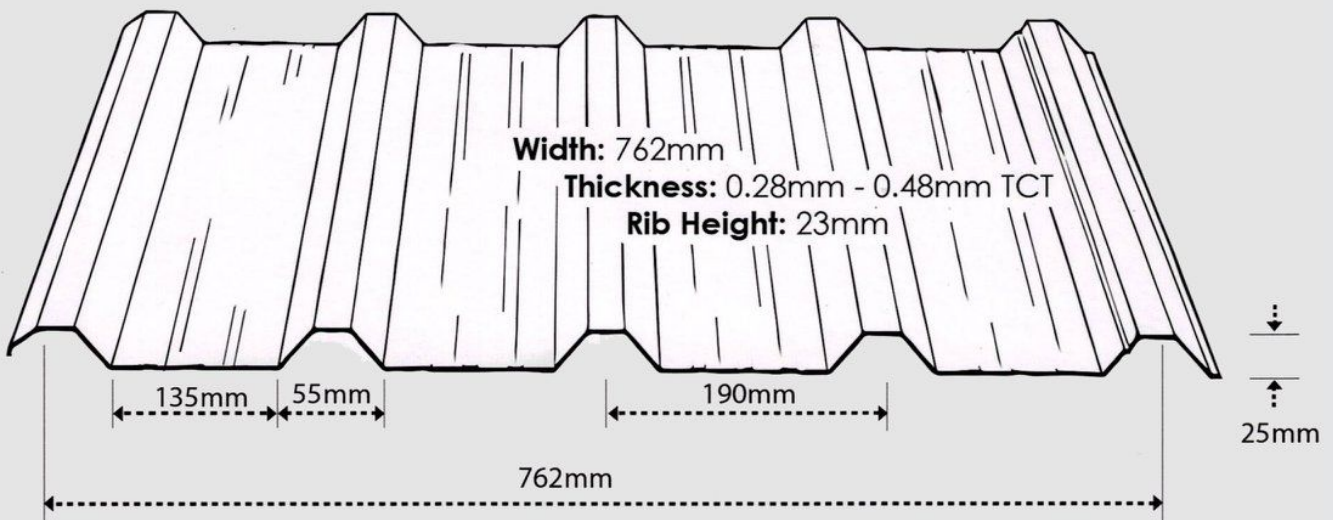




## METAL ROOFING

### PRODUCT DESCRIPTION

**JCH Roofing :** JCH metal roofing is manufactured with the most advanced technology and it is roll formed in standard 0.28 mm - 0.48mm TCT. When used as wall cladding or fencing, the trapezoidal ribs can be run horizontally or vertically by virtue of its light weight and great spanning capacity, roofing for new homes, homes extensions, carpots, garages, covered patios, fencing and fascia and facade work.



SUBSTRATE	MINIMUM YIELD STRENGTH (MPA)	BASE METAL THICKNESS (MM)	TOTAL COATED THICKNESS (MM)	EFFECTIVE WIDTH COVER (MM)	WEIGHT PER-SQUARE (KG/M <sup>2</sup> )	DEEP OR RIB (MM)	MINIMUM SLOPE (DEGREE)	PRE-PAINTED EnvioSeries
AZ 150	550	0.35	0.41	762	3.46	25	3	available
AZ 150	550	0.38	0.46	762	4.4	25	3	available
AZ 150	550	0.42	0.48	762	5.04	25	3	available

### COATING

Different steels specifications for painted and unpainted also available on request. Total Coated Thickness values are nominal only.

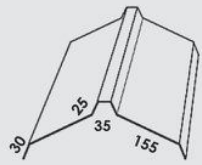
### SLOPE

The recommended minimum slope is 3 degree. The amount of water that must be shed increases with the length of the roof. Therefore, to avoid possible back up of water in severe wind conditions, the recommended roof length should be considered as maximum for a given roof slope and rainfall rate.

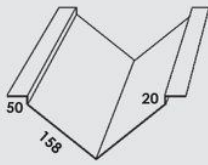


## ACCESSORIES

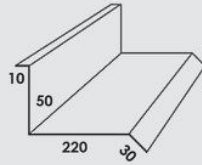
Accessories are available to match GDeK Profile.



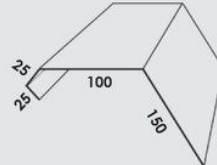
Ridge Capping



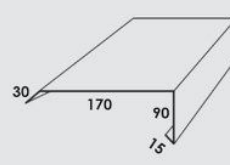
Valley Gutter



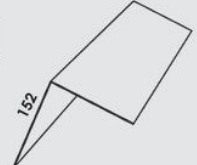
Wall Flashing



Fascia Flashing



Barge Capping



Fascia Corner

## RECOMMENDED MAXIMUM SUPPORT SPACING (MM)

BASE METAL THICKNESS (MM)	WIDTH COVER (MM)	ROOF (SPAN)			WALL (SPAN)			FREE CANTILEVER
		Single	End	Infernal	Single	End	Infernal	
0.35	762	900	900	1270	1650	1650	1650	300
0.38	762	1200	1350	1700	1500	1650	2000	300
0.42	762	1350	1500	1850	1650	1850	2150	300

## WARRANTY

Warranty subject to application and eligibility criteria up for 25 years. There are various factors that will determine whether a building is eligible for a warranty and the duration of any applicable warranty. Such factors include, but are not limited to product selection, environmental influences, manufacturing specifications and product specific requirements.

## WHY CHOOSE OUR ROOFING SYSTEMS?

Leading Manufacturer of roll formed Metal Roofing and finished products for the buildings and construction in East Malaysia. We have stringent "Quality Control" for our customers.



### GOOD QUALITY

Stringent quality control is the hallmark of JCH STEELINDUSTRIES (SIBU) SDN. BHD with 25 years warranty.



### EFFECIENCY - FAST DELIVERY

We make sure to deliver our products to our customers efficiently with speed and satisfaction.



### GOOD SERVICE

Provides professional services in customizing products to satisfy all customer requirements.

✓ NON FADE

✓ LIGHT WEIGHT

✓ VERSATILE

✓ AESTHETIC LOOK

✓ DURABLE

✓ FIRE RESISTANT

✓ WIND UPLIFT RESISTANT

✓ ENVIRONMENTAL FRIENDLY

Characteristics	Paint Type	Normal PE	SMP
HARDNESS		★★★★★	★★★★★
ADHERENCE		★★★★★	★★★★★
HUMIDITY RESISTANCE		★★★★★	★★★★★
CORROSION RESISTANCE		★★★★★	★★★★★
CHEMICAL RESISTANCE		★★★★★	★★★★★
WEATHER RESISTANCE		★★★★★	★★★★★



ALWAYS YOUR RIGHT CHOICE

**JCH STEEL INDUSTRIES (SIBU) SDN BHD** (1123117-X)

No.7, Lrg Pahlawan 7A2, Jaya Li Hua, 96000 Sibul, Sarawak.

Tel: +6 084-220 989 Fax: +6 084-220 898



**JCH  
STEEL**